


# Candlestick Patterns *Cheat Sheet*

## BULLISH PATTERNS Reversal & Continuation to the Upside

## BEARISH PATTERNS Reversal & Continuation to the Downside

**1 Hammer**



- 📅 1 candle
- 📈 Bullish reversal
- 🎯 Buying pressure returns at lows
- ✅ Next bullish candle

**2 Inverse Hammer**



- 📅 1 candle
- 📈 Bullish reversal
- 🎯 Early buying interest
- ✅ Follow-up candle

**9 Bearish Engulfing**




- 📅 2 candles
- 📉 Bearish reversal
- 🎯 Buyers shift to sellers
- ✅ Strong signal

**10 Evening Star**



- 📅 3 candles
- 📉 Bearish reversal
- 🎯 Buyers weaken, sellers grow
- ✅ Third candle confirms

**3 Bullish Engulfing**



- 📅 2 candles
- 📈 Bullish reversal
- 🎯 Sellers shift to buyers
- ✅ Strong signal

**4 Three White Soldiers**




- 📅 3 candles
- 📈 Bullish reversal / continuation
- 🎯 Sustained buying momentum
- ✅ Self-confirming

**11 Hanging Man**



- 📅 1 candle
- 📉 Bearish reversal
- 🎯 Selling pressure at peak
- ✅ Next bearish candle

**12 Shooting Star**



- 📅 1 candle
- 📉 Bearish reversal
- 🎯 Buyers rejected at highs
- ✅ Next candle below body

**5 Piercing Line**




- 📅 2 candles
- 📈 Bullish reversal
- 🎯 Buying strength enters
- ✅ Watch follow-through

**6 Morning Star**



- 📅 3 candles
- 📈 Bullish reversal
- 🎯 Sellers weaken, buyers grow
- ✅ Third candle confirms

**13 Three Black Crows**




- 📅 3 candles
- 📉 Bearish reversal
- 🎯 Sustained selling momentum
- ✅ Self-confirming

**14 Dark Cloud Cover**




- 📅 2 candles
- 📉 Bearish reversal
- 🎯 Weakening buying
- ✅ Watch follow-through

**7 Marubozu (Bullish)**



- 📅 1 candle
- 📈 Bullish continuation
- 🎯 Total buyer control
- ✅ Breakout useful

**8 Dragonfly Doji**




- 📅 1 candle
- 📈 Bullish reversal
- 🎯 Rejects lower prices
- ✅ Confirmation needed

**15 Bearish Harami**



- 📅 2 candles
- 📉 Bearish reversal
- 🎯 Waning buying pressure
- ✅ Confirmation needed

**16 Marubozu (Bearish)**



- 📅 1 candle
- 📉 Bearish continuation
- 🎯 Total seller control
- ✅ Breakout useful

**HOW TO READ THIS CHEAT SHEET**

- CANDLE COUNT** Shows how many candles form the pattern.
- SIGNAL TYPE** Reversal = potential trend change. Continuation = trend likely continues.
- WHAT IT MEANS** Quick insight into the psychology behind the pattern.
- CONFIRMATION CUE** What to look for next to validate the signal.

🔦 Use with context: Support & resistance, trend, volume, and risk management improve accuracy. ⚡ Never trade a pattern in isolation.